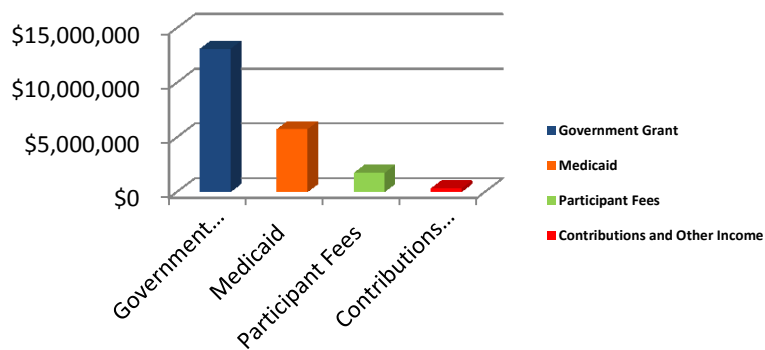


Unique People Services 2014 Financial Highlights

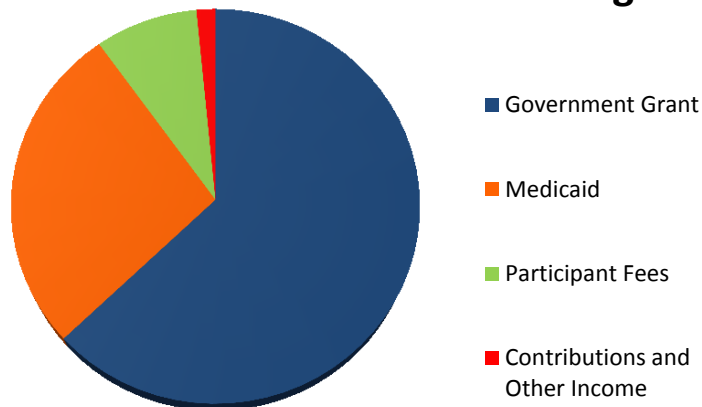
Revenue

Source	Dollar	Percentage
Government Grant	\$13,104,575	63%
Medicaid	\$5,756,704	27%
Participant Fees	\$1,750,171	8%
Contributions and Other Income	\$320,874	2%
Total Revenue	\$20,932,324	
2014 Revenue Growth	\$860,541	4%

2014 Revenue in Dollars



2014 Revenue in Percentage



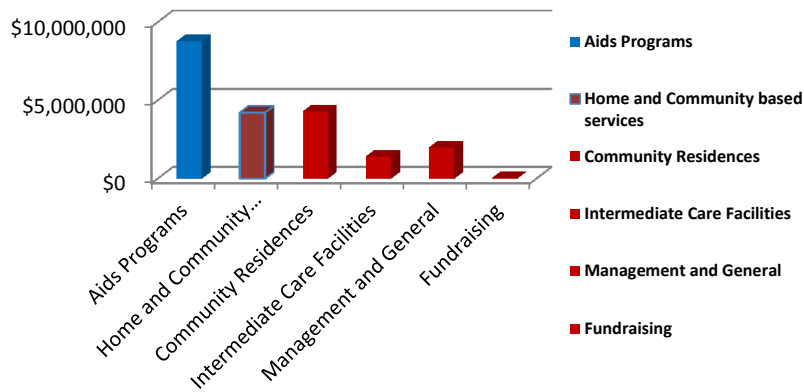


Unique People Services 2014 Financial Highlights

Expenses

Programs	Dollar	Percentage
Aids Programs	\$8,771,074	42%
Home and Community based services	\$4,207,049	20%
Community Residences	\$4,296,760	20.5%
Intermediate Care Facilities	\$1,413,929	7%
Total Programmatic Expenses	\$18,688,812	
Other Expenses		
Management and General	\$1,990,629	10%
Fundraising	\$46,130	0.5%
Total Operating Expenses	\$20,725,571	

2014 Expenses in Dollars



2014 Expenses in Percentage

